

FEEDING





CONTENTS

Feeder Models4

Portable Belt Feeder Model 3036

Portable Belt Feeder Model 3642

Portable Belt Feeder Model 4248

Portable Load Out Bin: 25 Cubic Yard

Portable Load Out Bin: 30 Cubic Yard

Portable Load Out Bin: 30 Cubic Yard
with Pick Up Conveyor Cold-Bin Feeders

Vibrating Grizzly Feeders and Grizzly Bars14

Vibrating Grizzly Feeders

Hydraulic Grizzly Bars



FEEDER MODELS

Built with the signature heavy-duty construction that defines every product, ELRUS belt feeders and load-out bins are engineered to handle the demands of high-capacity operations. Serving as primary feeders and efficient load-out solutions, they regulate feed rates between primary and secondary crushers with precision.

Available in various hopper capacities, these robust feeders are designed to accommodate up to a Cat 994 loader, providing reliable performance and versatility across different site configurations. Whether you need a portable, skid-mounted, or modular setup, ELRUS has a feeder solution to suit your operational needs.

ELRUS PORTABLE BELT FEEDER MODEL 3036



FEATURES:

- 16" WF main frame with a single axle design
- Four 11" x 22.5" wheels and tires for stable mobility

12 Cubic Yard Self-Relieving Hopper:

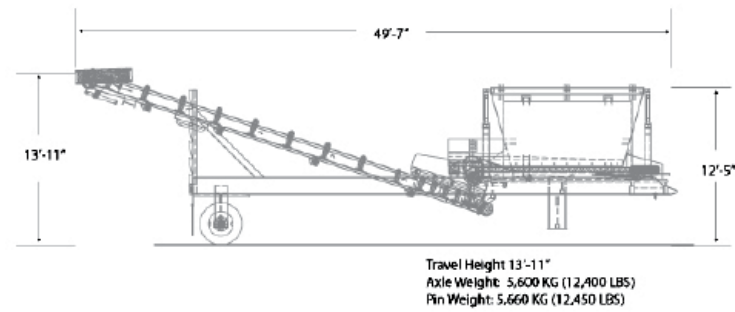
- 7' - 6" x 12' self-relieving hopper assembly made from 1/4" plate
- Designed for reduced buildup and belt drag

30" Feed Belt:

- 30" belt feeder cartridge with durable 5" steel rollers
- 12" rubber-lagged head pulley and 12" self-cleaning tail pulley
- Two 7/16" take-up bearings and shaft assembly for reliable performance
- 30" 3-ply conveyor belting (1/4" x 1/16") with vulcanized splice
- Reducer with a 5 HP T.E.F.C. electric motor drive

36" x 33' Delivery Conveyor:

- Channel frame design with an adjustable end delivery conveyor
- 36" wide 3-ply conveyor belting (3/16" x 1/16") with vulcanized splice
- Powered by a 10 HP T.E.F.C. electric motor
- Speed reducer and V-belt drive
- 12" rubber-lagged head pulley with two 7/16" pillow block bearings and shaft
- 12" crowned, self-cleaning tail pulley



OPTIONAL EQUIPMENT:

- Hydraulic Side Dumping Grizzly
- Choice of flat bar or round bar Grizzly
- 6" fixed spacings, with adjustable spacing
- 5 HP hydraulic dumping system, remotely controlled from the tower

ELRUS PORTABLE BELT FEEDER MODEL 3642



FEATURES:

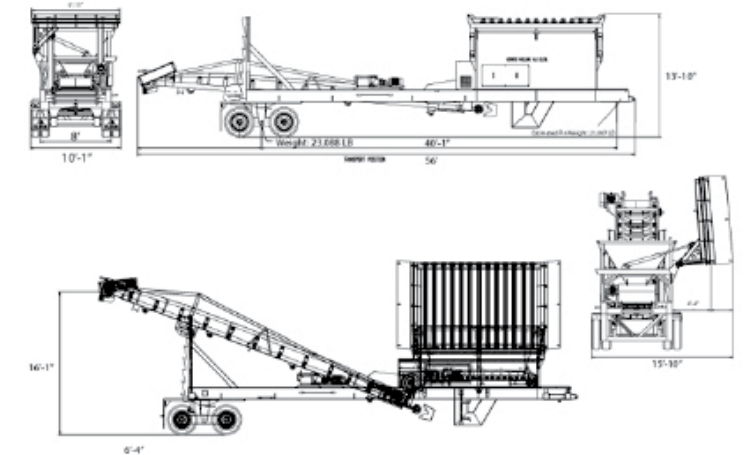
- ELRUS HD tandem axle with walking beam suspension
- Air brakes, running lights, and mud flaps
- Two blocking legs for stable support
- Return roller guards provided on rollers accessible from normal working surfaces

15 Cubic Yard Self-Relieving Hopper:

- 8' x 13' self-relieving hopper assembly with 1/4" plate construction
- Abrasion-Resistant (A/R) plate hopper liner for added durability
- Hydraulic Side-Dumping Grizzly, remotely controlled from the tower

36" Feed Belt:

- Integral drive system with Eurodrive gear reducer (63:1 reduction ratio)
- #140 chain drive to head pulley
- Pit Viper belt scraper and V-plow for efficient belt cleaning
- 10 HP Torspec variable speed drive with remote speed control



42" Delivery Conveyor (Discharge Height 15'-2"):

- 15 HP T.E.F.C. (Totally Enclosed Fan Cooled) electric motor
- Pit Viper belt scraper and V-plow for added cleanliness
- Self-relieving hopper design to minimize buildup and belt drag
- Hydraulic Side-Dump Grizzly for operational flexibility
- Removable feeder cartridge with integral motor mount
- Optional folding discharge conveyor available



ELRUS PORTABLE BELT FEEDER MODEL 4248



FEATURES:

- Heavy-duty tandem axle with walking beam suspension
- Equipped with air brakes, running lights, and mud flaps
- Four blocking legs for stability

20 Cubic Yard Hopper:

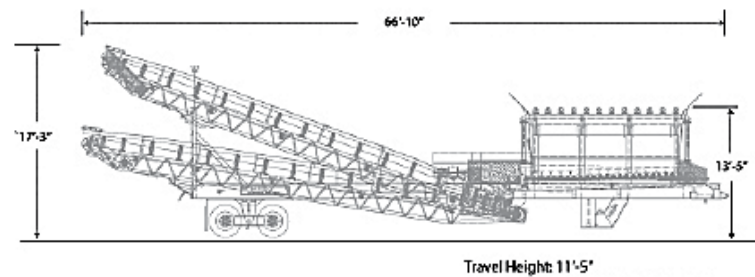
- Constructed with a 3/8" plate for durability
- A/R (Abrasion-Resistant) plate liner for added wear protection

Adjustable Hydraulic Side Dump Grizzly:

- Remote-controlled operation from the tower
- Tri-bar adjustable Grizzly Bars with 2" increments

42" x 20' Removable Feeder Cartridge:

- Hydraulic grease-actuated take-ups for ease of maintenance
- 3-ply 600 1/4" conveyor belting with vulcanized splice
- 10 HP Torspec variable speed drive with remote speed control
- Eurodrive gear reducer with 105:1 reduction ratio
- Final #140 chain drive to head pulley
- Equipped with a belt scraper for clean operation



ELRUS PORTABLE LOAD OUT BIN 25 CUBIC YARD



FEATURES:

- Single axle with four 11" x 22.5" tires, complete with fenders and mud flaps
- Ladder providing access to the sample platform
- Air brakes and running lights for safe transport and compliance

25 Cubic Yard Hopper:


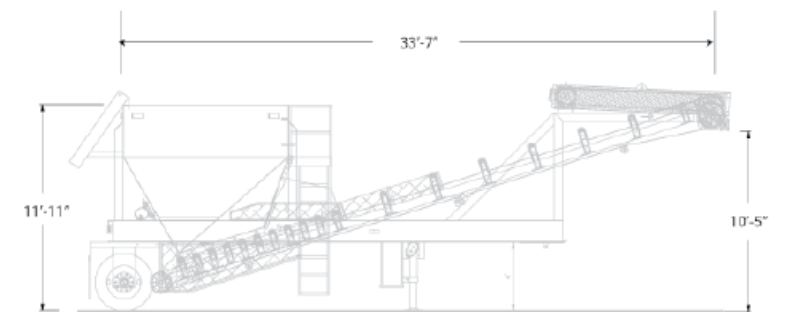
- 25 cubic yard capacity for efficient material storage
- 22" (w) x 18" (h) adjustable discharge gate to control material flow

48" Discharge Conveyor:

- Powered by a 40 HP T.E.F.C. electric motor
- 16" diameter rubber-lagged head pulley with a 7/16" diameter shaft and spherical roller bearings
- 14" diameter self-cleaning wing-type tail pulley for reliable operation
- 48" wide 3-ply conveyor belt (3/16" x 1/16") with vulcanized splice, rated at 330 p.i.w.

OPTIONAL EQUIPMENT:

- Trans-fluid torque drive for improved control
- Overflow chute for handling excess material
- Bin vibrator to ensure consistent material flow



ELRUS PORTABLE LOAD OUT BIN: 30 CUBIC YARD



FEATURES:

- Single axle equipped with four 11" x 22.5" tires, complete with fenders and mud flaps
- Ladder providing access to a sample platform
- Air brakes and running lights for safe and compliant transportation

30 Cubic Yard Hopper:

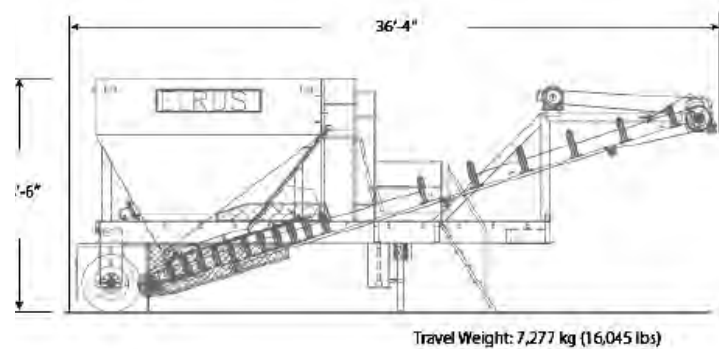
- 30 cubic yard capacity for high-volume storage
- 22" (w) x 18" (h) adjustable discharge gate to control material flow

48" Discharge Conveyor:

- Driven by a powerful 50 HP T.E.F.C. electric motor
- 16" diameter rubber-lagged head pulley with a 7/16" diameter shaft and spherical roller bearings
- 14" diameter self-cleaning wing-type tail pulley
- Durable 48" wide 3-ply conveyor belt (3/16" x 1/16") with vulcanized splice, rated at 330 p.i.w.

OPTIONAL EQUIPMENT:

- Trans-fluid torque drive for enhanced control
- Overflow chute for managing excess material
- Bin vibrator to maintain consistent material flow



ELRUS PORTABLE LOAD OUT BIN 30 CUBIC YARD WITH PICKUP CONVEYOR



FEATURES:

- Constructed from 15" channel main frame for robust support
- Single axle with four 11" x 22.5" tires, featuring fenders and mud flaps for protection
- Ladder access to sample platform for easy inspection

30 Cubic Yard Hopper:


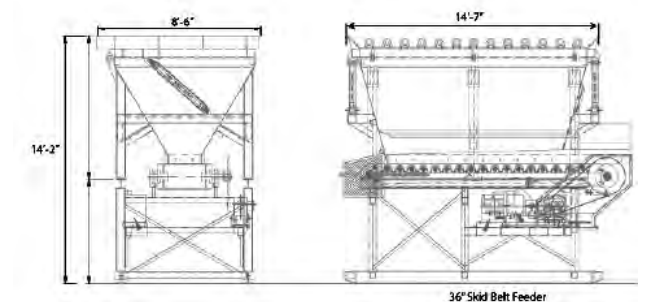
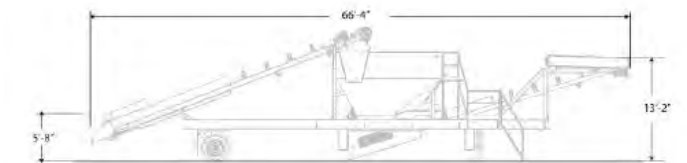
- 30 cubic yard capacity with 10' - 2" x 13' internal dimensions
- Constructed from 1/4" plate for durability
- 22" (w) x 18" (h) adjustable discharge gate to manage material flow

48" Discharge Conveyor:

- Driven by a 40 HP T.E.F.C. electric motor
- Equipped with a gear reducer with backstop for enhanced performance
- 16" diameter rubber-lagged head pulley, supported by three 7/16" diameter shaft Dodge S2000 spherical roller bearings
- 14" diameter self-cleaning wing-type tail pulley for efficient material handling
- 48" wide, 3-ply (3/16" x 1/16") conveyor belt with vulcanized splice, rated at 330 p.i.w.

OPTIONAL EQUIPMENT:

- Trans-fluid torque drive for precise power control




COLD-BIN FEEDERS



Multi-bin cold feeders are ruggedly constructed and available in portable, skid-mounted, and modular configurations to meet a variety of capacity requirements. Designed with adaptability in mind, these Cold-Bin Feeders can be customized with hydraulic Grizzlies, scalping screens, belt scales, vibrators, and samplers, enhancing their versatility and functionality for diverse applications.

FEATURES:

- Heavy-duty construction for durability and long life
- Self-relieving hopper assembly built from 1/4" plate to minimize material buildup
- Slide-out feeder cartridges for ease of maintenance
- Grease take-ups for simplified lubrication
- Rubber-lagged head pulleys and self-cleaning tail pulleys for efficient operation
- 3-ply 600 (1/4") conveyor belt






VIBRATING GRIZZLY FEEDERS AND GRIZZLY BARS

ELRUS Hydraulic Grizzly Bars and Vibrating Grizzly Feeders (VGF) work seamlessly to enhance production and extend equipment life by removing oversize rock and fines from the primary crusher feed. Starting at the beginning of the sorting process, the Hydraulic Side Dump Grizzly eliminates large, over-sized material from pit run or shot rock.

Material passing through the Grizzly Bars lands in the hopper and flows onto the Vibrating Grizzly Feeder. Positioned at the base of the hopper, the VGF efficiently screens out fine materials like sand and small stone, ensuring a consistent feed rate into the jaw crusher for optimal processing.

ELRUS VIBRATING GRIZZLY FEEDERS



ELRUS Vibrating Grizzly Feeders (VGFs) are engineered to enhance crusher efficiency by removing fine material from the feed before it enters the jaw crusher. This pre-screening process eliminates contamination within the crushing chamber, encouraging rock-on-rock crushing, which improves efficiency and reduces wear on equipment.

The VGF's vibrating motion causes material to segregate, allowing fines to sink to the bottom while larger rocks move to the top. As the feed progresses down the length of the feeder, smaller particles pass through the spaced fingers at the end, ensuring that only clear stone enters the crushing chamber. Built with heavy-duty construction, ELRUS VGFs are designed to withstand varying load and feed conditions, providing years of reliable service.

FEATURES:

- **Heavy-Duty Construction:** Built to endure demanding operational environments
- **Integral Motor Mount:** Conveniently mounted to the vibrator assembly for efficient power transmission
- **Optimized Segregation:** Vibrating action facilitates effective segregation, directing fines away from the crusher
- **Enhanced Efficiency:** Maintains a clean crushing chamber to maximize productivity and extend equipment life



VIBRATING GRIZZLY FEEDERS AVAILABLE SIZES:

- 54" x 24'
- 54" x 20'
- 48" x 20'
- 48" x 18'
- 38" x 18'
- 38" x 16'



VGF Integral Motor Mount is mounted to the vibrator assembly.

ELRUS HYDRAULIC GRIZZLY BARS

The ELRUS Hydraulic Grizzly is engineered to tackle the larger rocks encountered in challenging pit, quarry, and mining applications. Built with rugged durability, the Hydraulic Grizzly is designed to manage substantial feed rates while withstanding the intense demands of quarry environments.

With optimized Grizzly bar spacing, it efficiently separates oversized materials to reduce crusher damage and improve overall performance across the crushing spread. Customizable to your specific oversize material requirements, the Hydraulic Grizzly Bars enhance both protection and efficiency for your operation.



FEATURES:

- **Heavy-Duty Frame:** 6" HSS frame for added strength
- **Tri-Bars:** 10" deep, heavy-duty tri-bars for optimal separation
- **Dumping Cylinders:** 5" diameter heavy-duty cylinders for reliable operation
- **Hydraulic Quick Disconnects:** For fast and easy hydraulic hose connections
- **Electric Motor and Pump System:** 15 HP WEG C-flange motor, 18 GPM pump, and Yuken controller
- **Hinges and Bushings:** Four case-hardened hinges with pins and bushings for long-lasting durability
- **Remote Control:** Remote dump operation with 100' of control cable for safety and convenience
- **Rock Deflector Plate:** 3/8" x 18' plate to guide rock flow and prevent debris from hitting surrounding equipment





PARTS AND SERVICE

ELRUS offers a full range of parts and consumables, supported by a team of experts ready to get your equipment back to peak performance. Our skilled service specialists provide 24/7 support, on-site repairs, and rebuilds, ensuring you stay up and running wherever you are.



 | [ELRUSAggregateSystems](#)  | [ELRUSAggregateSystems](#)  | [ELRUSAggregateSystems](#)  | [ELRUSAggregateSystems](#)

ELRUS AGGREGATE SYSTEMS

HEAD OFFICE:

4409 Glenmore Trail, SE
Calgary AB T2C 2R8
(403) 279-7741 1-888-535-7877

NISKU, AB

1302 10 Street
Nisku, AB
T9E 8K2
(780) 980-5600

SASKATOON, SK

#100-737 66 Street
Saskatoon, SK
S7P 0E4
(306) 668-0890

WINNIPEG, MB

67007 Sturgeon
Road 8 E, Rosser, MB
R4B 0B2
(204) 888-5588

CAMBRIDGE, ON

170 Turnbull Court
Cambridge, ON
N1T 1J2
(519) 624-6500

AYLMER, ON

702 Talbot Street
West Aylmer, ON
N5H 2V1
(226) 777-8668

CHEHALIS, WA

173 N Hamilton Rd,
Chehalis, WA 98532
United States
(253) 891-0888